

GRAPHIC SPECIFICATIONS

IN082 - Wood Counter Circle

Artwork specifications:

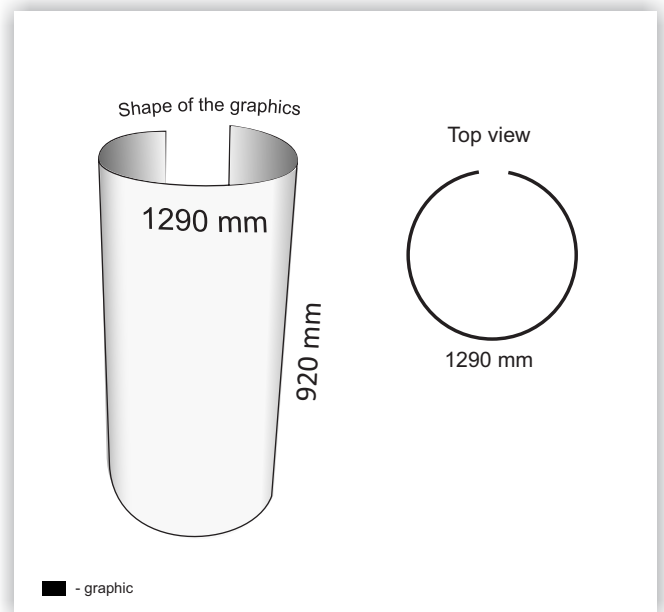

- ✓ file format: TIFF, JPG, PDF, CDR, EPS, PSD, AI - we recommend TIFF
- ✓ color mode: RGB, CMYK or a combination of RGB, CMYK, Pantone (only in PDF or AI files)
- ✓ the artwork should be build as one file, without bleed / trimming marks
- ✓ scale 1:1
- ✓ resolution: minimum 72 dpi - we recommend 150 dpi
- ✓ all Corel Draw files must have fonts converted to outlines.
- ✓ we recommend using LZW compression when exporting TIFF files.

Product specifications:

- ✓ total graphic area: W: 1290 mm H: 920 mm
- ✓ graphic area visible in the front: W: 330 mm H: 880 mm

Recommendations:

- ✓ Do not place important graphic elements (logo, texts, images, etc.) in the first 20 mm from the top or in the last 20 mm to the bottom (see the next page template).
- ✓ Place in the central area (size W: 330 mm H: 880 mm) the graphic elements which should be visible in the front (see the next page template).
- ✓ Place in the 2 side areas (size W: 480 mm H: 880 mm) the graphic elements which should be visible from the left / right side (see the next page template).
- ✓ The graphic colors may slightly differ from the colors on your screen or on other print proofs, due to factors such as: type of the printed material, ink type, print technology, your screen calibration, etc. If in doubt, we recommend you to request a print proof, prior to placing an order.



The pictures are for presentation only; your product might be slightly different!



The diagram shows a rectangular layout divided into several color-coded regions. At the top is a thin red horizontal bar. Below it is a large orange area. In the center is a grey rectangle. To the left and right of the grey rectangle are orange side areas. On the far left and far right are blue vertical bars. Two thin black horizontal lines are positioned above and below the central grey area. The text is centered within the grey area.

Total graphic area: (w) 1290 x (h) 920 mm.
The graphic elements (logo, texts, images, etc.)
placed in the grey central area will be visible in the front.
The graphic elements placed in the orange side areas
will be visible from the left / right side.
The graphic elements placed in the blue areas will be
visible from the back of the system.
Do not place important graphic
elements in the red area.